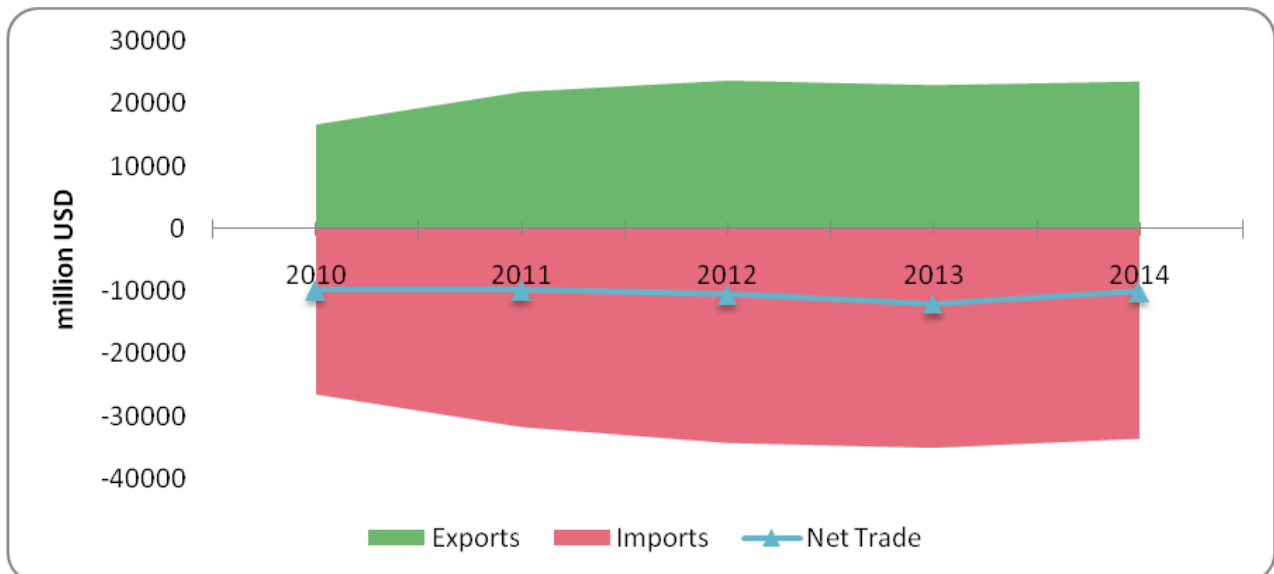




## Services Trade

Indonesia imports USD 33 billion of services in 2014, from USD 26 billion in 2010. Nevertheless, Indonesia's exports of services has grown faster from USD 16.7 billion in 2010 to USD 23 billion in 2014.

### Indonesia's Services Trade Balance



Source: Bank Indonesia

### For More Information:

**Address:** Permata Kuningan Building, 20<sup>th</sup> Floor, Jl. Kuningan Mulia Kav 9C,  
Setiabudi, South Jakarta, Indonesia 12980

**Phone/Fax:** +6221-8378 0594 / +6221-8378 0594

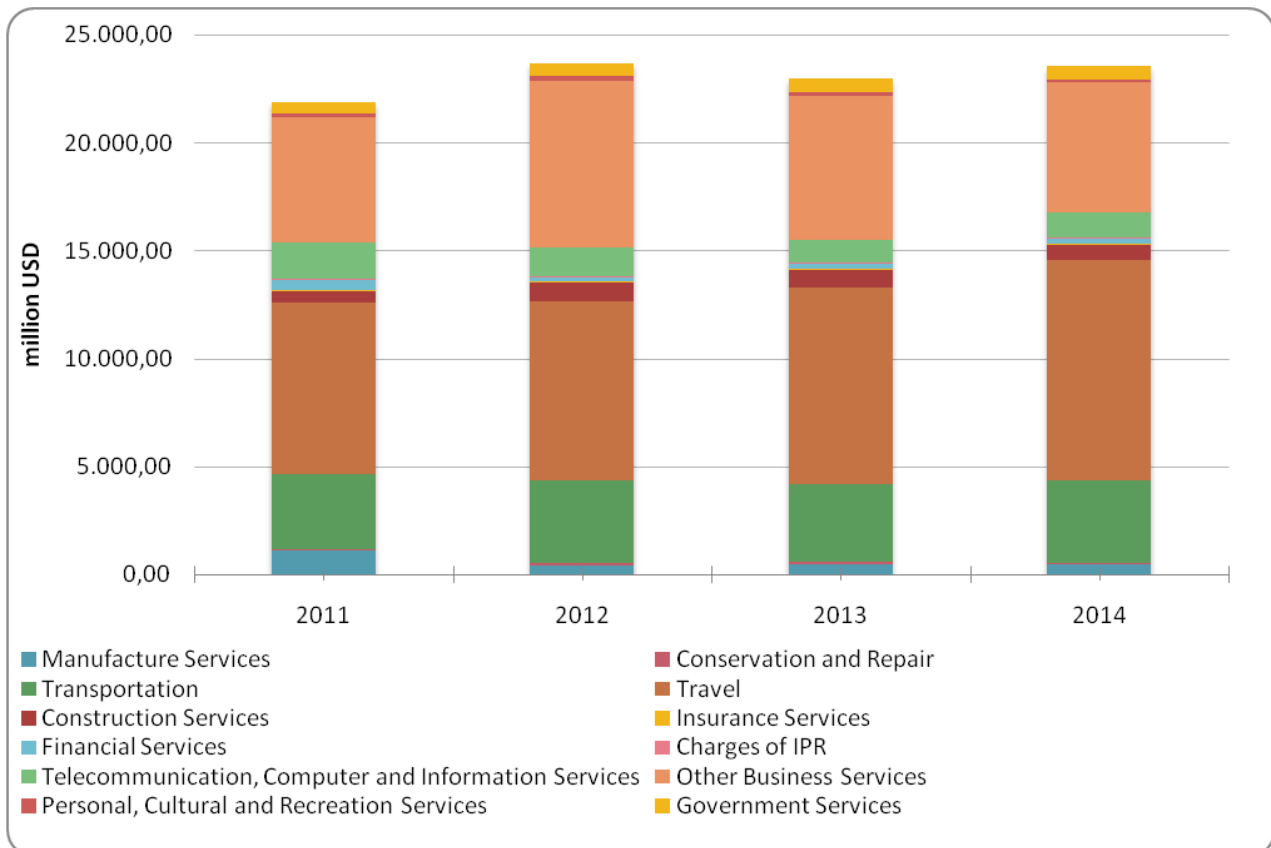
**Email:** [secretariat@isd-indonesia.org](mailto:secretariat@isd-indonesia.org)



## Services Trade

Indonesia's main services exports are travel services, other business services and transportation services. Travel services accounts for almost 44% of all Indonesia's services exports in 2014, or equal to USD 10 billion.

### Indonesia's Services Exports



Source: Bank Indonesia

### For More Information:

**Address:** Permata Kuningan Building, 20<sup>th</sup> Floor, Jl. Kuningan Mulia Kav 9C,  
Setiabudi, South Jakarta, Indonesia 12980

**Phone/Fax:** +6221-8378 0594 / +6221-8378 0594

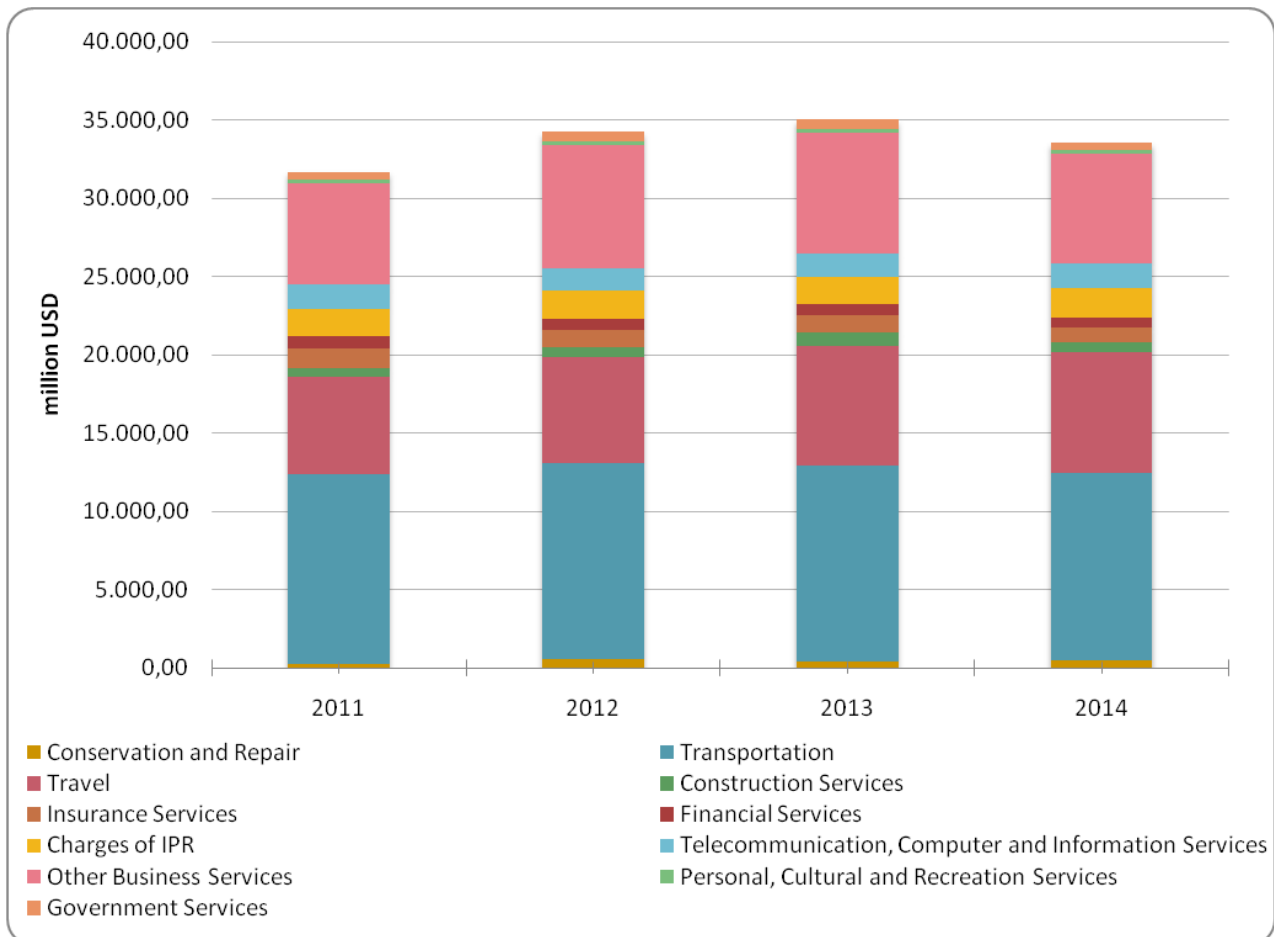
**Email:** [secretariat@isd-indonesia.org](mailto:secretariat@isd-indonesia.org)



## Services Trade

Indonesia's main services imports are also in travel services, transportation services and other business services. The value of the three sub-sectors account for 79% of Indonesia's services imports in 2014.

### Indonesia's Services Imports



Source: Bank Indonesia

### For More Information:

Address: Permata Kuningan Building, 20<sup>th</sup> Floor, Jl. Kuningan Mulia Kav 9C,  
Setiabudi, South Jakarta, Indonesia 12980

Phone/Fax: +6221-8378 0594 / +6221-8378 0594

Email: [secretariat@isd-indonesia.org](mailto:secretariat@isd-indonesia.org)