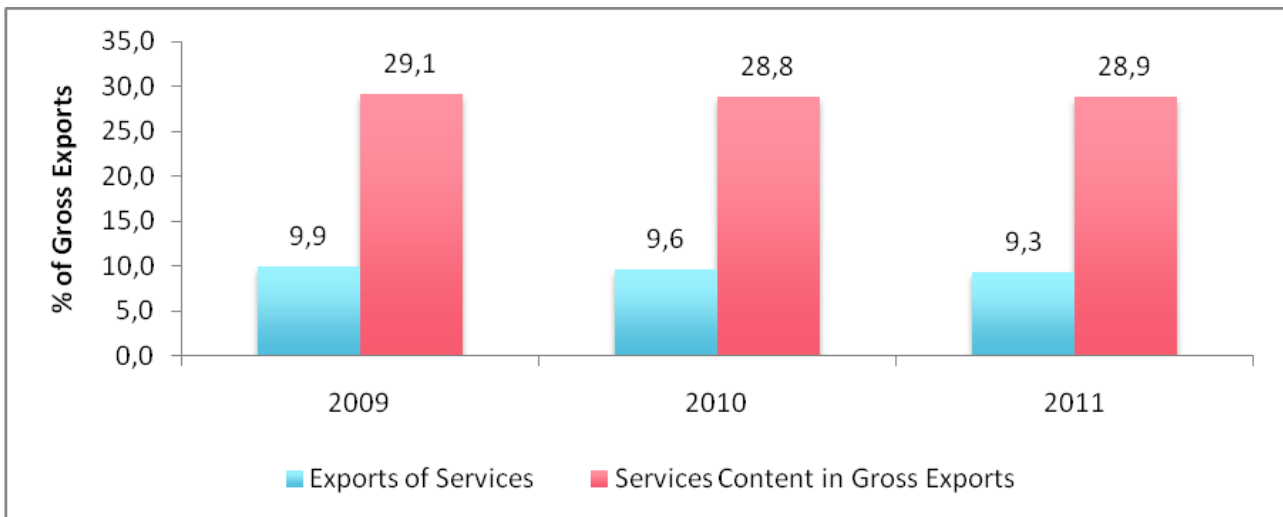




Services' interlinkage to other sectors

In terms of exports of services, they may 'only' contribute less than 10% of Indonesia's exports of goods and services. However, services contribute a lot more in term of contribution of value added in gross exports. In 2011, services content of Indonesia's gross exports reaches 28.9% of gross value added.

Services as Part of Exports



Source: Bank Indonesia and OECD, calculated

For More Information:

Address: Permata Kuningan Building, 20th Floor, Jl. Kuningan Mulia Kav 9C,
Setiabudi, South Jakarta, Indonesia 12980

Phone/Fax: +6221-8378 0594 / +6221-8378 0594

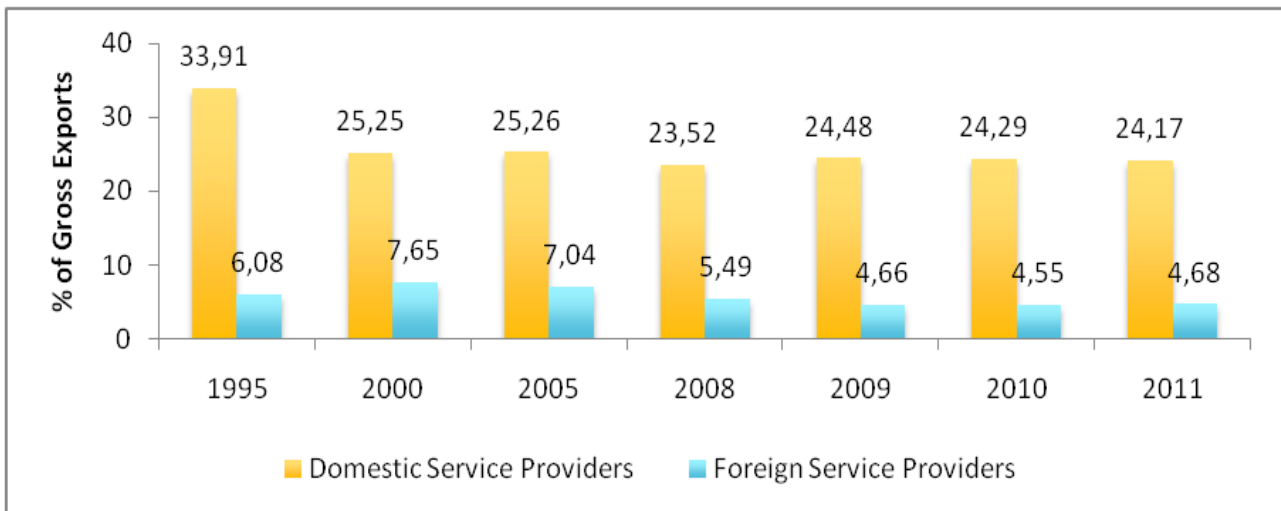
Email: secretariat@isd-indonesia.org



Services' interlinkage to other sectors

Services value added in Indonesia's gross exports provided by domestic suppliers reach 24.17% of gross exports in 2011. The figure was higher in 1995 with 33.91% of gross exports. Meanwhile, services value added in Indonesia's gross exports provided by foreign suppliers reach 4.68% in 2011, while it was 6.08% in 1995.

Contribution of Services to Indonesia's Exports by Entities



Source: OECD

For More Information:

Address: Permata Kuningan Building, 20th Floor, Jl. Kuningan Mulia Kav 9C,
Setiabudi, South Jakarta, Indonesia 12980

Phone/Fax: +6221-8378 0594 / +6221-8378 0594

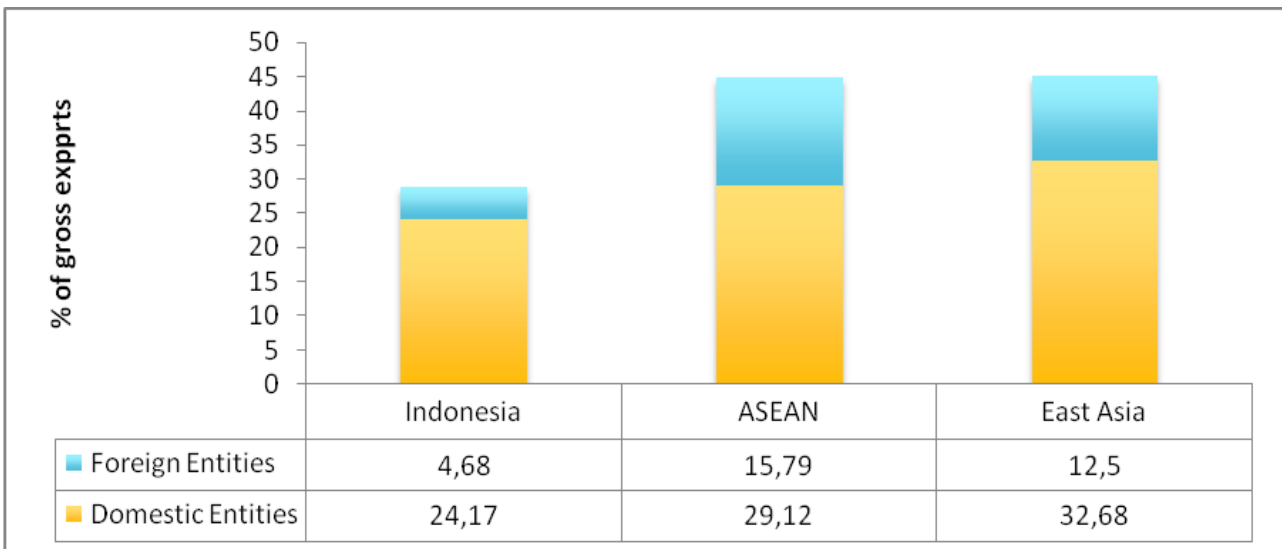
Email: secretariat@isd-indonesia.org



Services' interlinkage to other sectors

In comparison to nearest regions, Indonesia has lower services content in its gross exports. Services content of ASEAN's gross exports reach 44.91% of gross exports while it is 45.18% for East Asia in 2011.

Services Content in Asia in 2011



Source: OECD

Note: ASEAN includes Brunei, Indonesia, Cambodia, Malaysia, Philippines, Singapore, Thailand, Vietnam, while East Asia includes Japan, Korea, China, Hong Kong, Taipei.

For More Information:

Address: Permata Kuningan Building, 20th Floor, Jl. Kuningan Mulia Kav 9C,
Setiabudi, South Jakarta, Indonesia 12980

Phone/Fax: +6221-8378 0594 / +6221-8378 0594

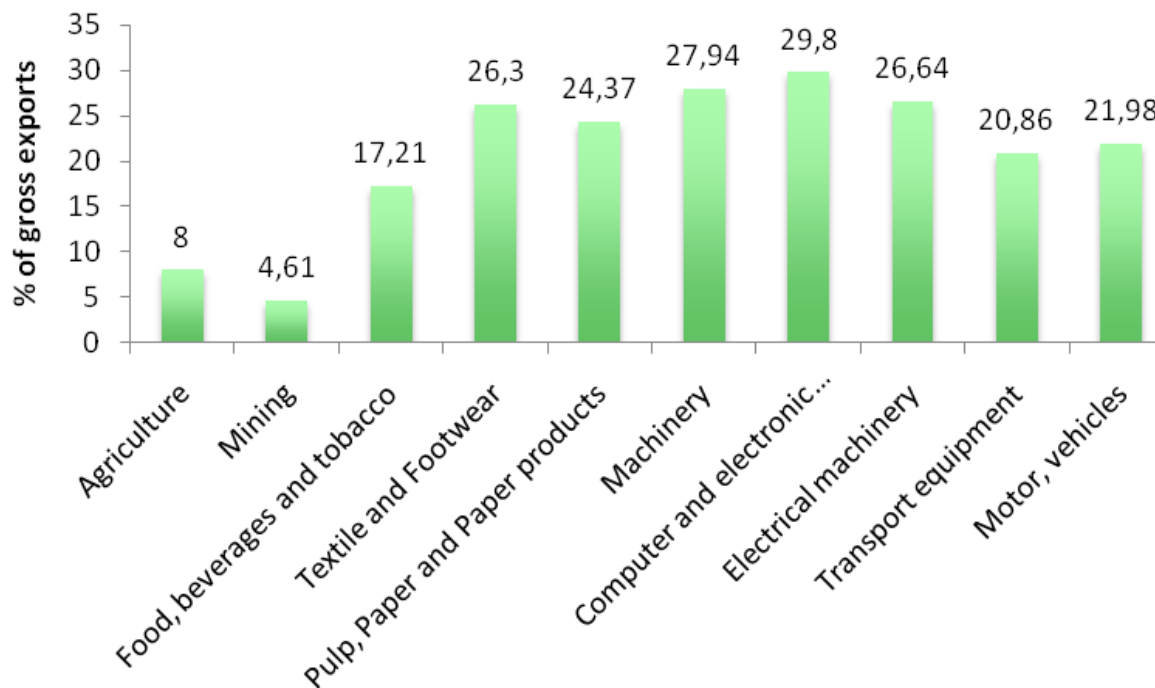
Email: secretariat@isd-indonesia.org



Services' interlinkage to other sectors

For the case of Indonesia, sectors (other than services sectors) with the highest services content in its gross exports are computer and electronic equipment industry with 29.8% of services content. Meanwhile, the non-services sectors with the lowest services content in its gross exports are mining and quarrying with 4.61% of services content.

Services Content in Indonesia's Exports of Various Industries, 2011



Source: OECD, calculated

For More Information:

Address: Permata Kuningan Building, 20th Floor, Jl. Kuningan Mulia Kav 9C,
Setiabudi, South Jakarta, Indonesia 12980

Phone/Fax: +6221-8378 0594 / +6221-8378 0594

Email: secretariat@isd-indonesia.org



Services' interlinkage to other sectors

Study by AIPEG shows that rail transportation has the highest backward linkage among services subsectors. With 2.06 backward linkage, an output of 1 million IDR in rail transportation requires IDR 2.06 million of input from the whole economy.

Backward Linkage

Subsector	Backward Linkage
Rail transportation	2.06
Restaurant and hotel	1.97
Construction	1.84
Electricity, gas and water	1.83
Road transportation	1.77
Water transportation	1.74
Education and Health (also, other social services)	1.72
Air transportation	1.7
Wholesale & Retail	1.68
Government and defense	1.64
Other Services (Recreation, Culture, and Sporting Services, and Personal Services)	1.63
Services allied to transport	1.59
Financial Intermediation	1.49
Real estate and Business Services	1.42
Communication	1.3

Source: AIPEG

For More Information:

Address: Permata Kuningan Building, 20th Floor, Jl. Kuningan Mulia Kav 9C,
Setiabudi, South Jakarta, Indonesia 12980

Phone/Fax: +6221-8378 0594 / +6221-8378 0594

Email: secretariat@isd-indonesia.org



Services' interlinkage to other sectors

In regards to forward linkage, financial intermediation has the highest forward linkage with 2.46. It means that an output of IDR 1 million of financial intermediation, there will be an increase of IDR 2.46 million of output of the economy which use financial intermediation as input both directly and indirectly.

Forward Linkage

Subsector	Forward Linkage
Financial Intermediation	2.46
Electricity, gas and water	2.22
Real estate and Business Services	1.99
Other Services (Recreation, Culture, and Sporting Services, and Personal Services)	1.91
Road transportation	1.82
Communication	1.74
Wholesale & Retail	1.65
Services allied to transport	1.59
Air transportation	1.56
Rail transportation	1.54
Water transportation	1.52
Restaurant and hotel	1.28
Construction	1.14
Education and Health (also, other social services)	1.1
Government and defense	1.09

Source: AIPEG

For More Information:

Address: Permata Kuningan Building, 20th Floor, Jl. Kuningan Mulia Kav 9C,
Setiabudi, South Jakarta, Indonesia 12980

Phone/Fax: +6221-8378 0594 / +6221-8378 0594

Email: secretariat@isd-indonesia.org